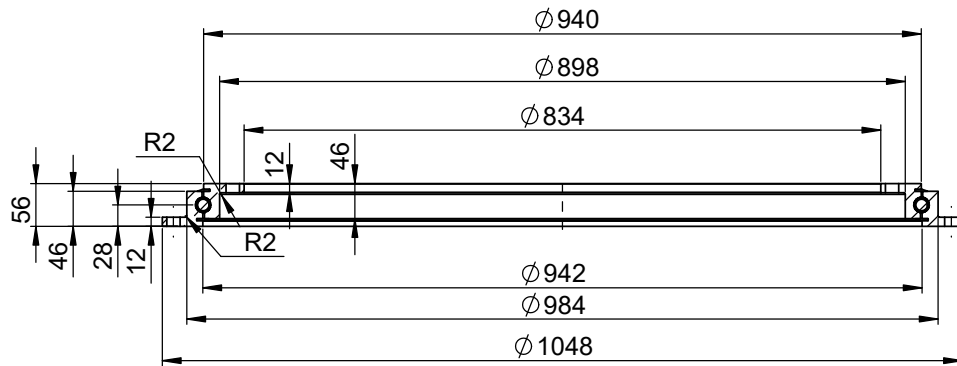
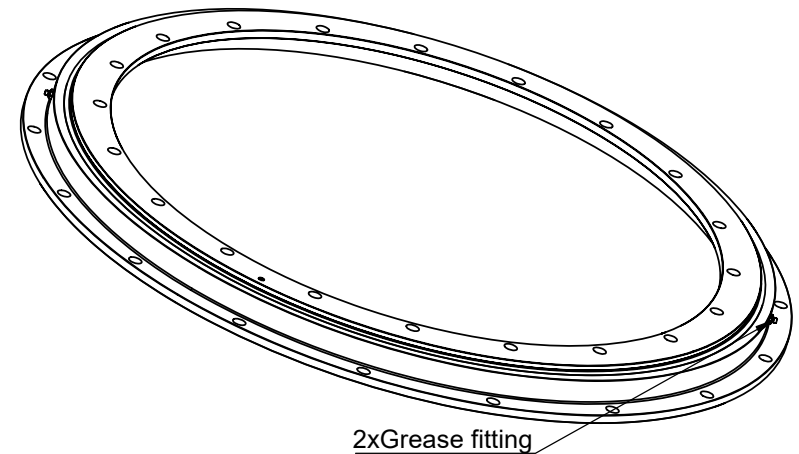
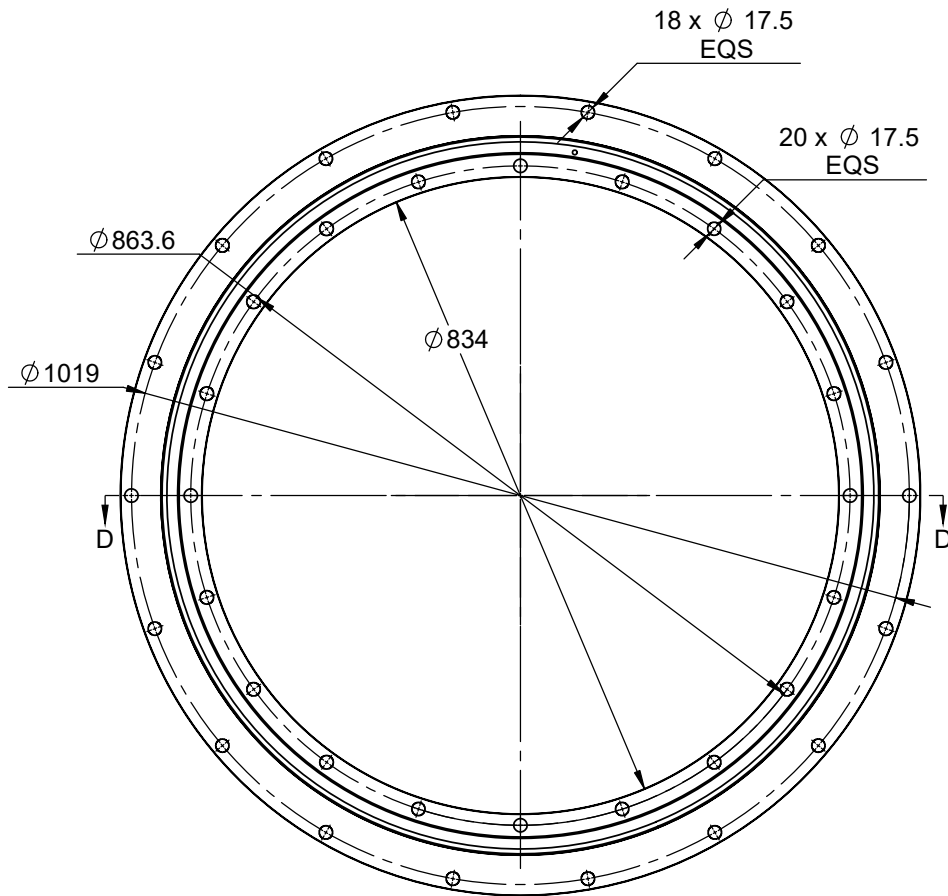
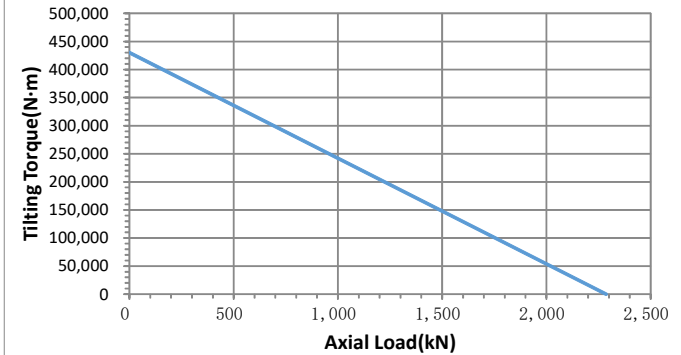


VIEW D-D



Tilting Torque VS Axial Load



On the dimensions with parenthesis:

- 1) These are for reference only.
- 2) This is a preliminary dimension and may vary in the actual product.
- 3) If this dimension is important to the application, please communicate this back to KMI.

DESIGNED BY	CKL	2020/12/1
CHECKED BY	CF	2020/12/1
APPROVED BY	WMS	2020/12/1

**KMI GROUP**  
www.kinematicsmfg.com

ALL PROPRIETARY RIGHTS IN THE SUBJECT MATTER HEREOF ARE RESERVED, AND NO PERMISSION IS GRANTED TO REPRODUCE THIS PRINT IN WHOLE OR IN PART, OR TO DISCLOSE ANY OF THE INFORMATION TO OTHERS.	WEIGHT	SCALE
	57.56 Kg	1:7

**SLEWING RING**

SYMBOL ISO	SIZE	A3	SHEET	1/3
			THE TOLERANCE NOT MENTIONED IS REFERRED TO ISO 2768-VL CASTING TOLERANCE ISO 8062-CT10	

KR-37P1Z

REV  
A